

Beta — EASY —

range
2017

by
 **Beta**



www.beta-tools.com

Validade 31.12.17. P.V.P. Promo Iva excluido

Tool Kits



 **Beta**
— EASY —

903E/C42

009031042

1/4"

Sortido de 13 chaves de caixa sextavadas, 18 bits, 4 chaves sextavadas offset e 7 acessórios em estojo de plástico

42



	C900	○	4-4,5-5-5,5-6-7-8-9-10-11-12-13-14 mm
	900E/55	⊗	
	C900/25		
	C900/20		50 mm
	C900/20L		100 mm
	C900/42		115 mm
	C900/30		150 mm
	96	○	1,3-1,5-2-2,5 mm
	C900AD	⊗	14"
	861LP	●	⊗ 0,6x4-0,8x5,5-1,2x6,5 mm
	861PH	⊕	⊗ PH1-PH2-PH3
	861PZ	⊕	⊗ PZ1-PZ2-PZ3
	861PE	○	⊗ 3-4-5-6 mm
	861TX	⊗	⊗ T10-T15-T20-T25-T30

36,90 €

190x160x60 mm

860 EA/31

008600992

1/4"



Jogo 30 bits com porta-bits magnético, em estojo de plástico

31



	861LP	●	0,5x3-0,6x4,5-0,8x5,5-1,0x5,5-1,2x6,5-1,6x8 mm
	861PH	⊕	PH1-PH2-PH3
	861PZ	⊕	PZ1-PZ-PZ3
	861PE	○	2-3-4-5-6-8 mm
	861TX	⊗	T8-T9-T10-T15-T20-T25-T27-T30-T40
	861PQ	○	1-2-3 mm
	882M1	○	1/4 - ● 1/4

14,90 €

100x60x30 mm

913E/C33

009131033

3/8"

Sortido de 28 chaves de caixa sextavadas e 5 acessórios, em estojo de plástico

	C910A	⊙	6-7-8-9-10-11-12-13-14-15-16-17-18-19-20-21-22-24 mm
	C910AL	⊙	8-9-10-12-13-14-17-19 mm
	C956E	⊙	16 mm (5/8") 21 mm (13/16")
	910E/55	⊙	
	C910/25		
	C910/21		75 mm
	C910/22		150 mm
	C920/15F	□	1/2" - 3/8"

57,90 €





285x210x84 mm

923E-FTX/C17

009231017

1/2"

Sortido de 17 chaves de caixa para parafusos de cabeça Torx®, em estojo de plástico

	C920FTX	⊙	E10-E12-E14-E16-E18-E20-E22-E24
	C920TX	⊙	T20-T25-T27-T30-T40-T45-T50-T55-T60

35,90 €









285x210x84 mm

923E/C25

009231025

1/2"

Sortido de 20 chaves de caixa sextavadas e 5 acessórios, em estojo de plástico

	C920A	○	8-9-10-11-12-13-14-15-16-17-18-19-20-21-22-23-24-27-30-32 mm
	920E/55	⊗	
	C920/25		
	C920/21		125 mm
	C920/22		250 mm
	C910/16F	□	3/8" - 1/2"

69,90 €

285x210x84 mm



928E/C17

009282017

3/4"

Sortido de 12 chaves de caixa sextavadas e 5 acessórios, em estojo de plástico

	C928A	○	22-24-27-30-32-34-36-38-41-46-50-55 mm
	C928/55	⊗	
	C928/25		
	C928/21		100 mm
	C928/22		200 mm
	C928/42		455 mm

197,00 €

555x370x92 mm



903E/C98

009031098

1/4" 1/2"

Sortido de 45 chaves de caixa sextavadas, 35 bits, 4 chaves sextavadas offset e 14 acessórios, em estojo de plástico

115,00 €

98



375x295x84 mm

1/4"

	C900	○	4-4,5-5-5,5-6-7-8-9-10-11-12-13-14 mm
	C900L	○	6-7-8-9-10-11-12-13 mm
	900E/55	⊕	
	C900/25		
	C900/20		50 mm
	C900/20L		100 mm
	C900/30		150 mm
	C900/42		115 mm

1/2"

	C920A	○	10-11-12-13-14-15-16-17-18-19-20-21-22-24-27-30-32 mm
	C920L	○	14-15-17-19-22 mm
	C956C	○	16 mm (5/8") - 21 mm (13/16")
	920E/55	⊕	
	C920/25		
	C920/21		125 mm
	C920/22		250 mm

	C910/16F	□ 3/8" - ■ 1/2"
	C895/6	□ 1/2" - ◇ 5/16"
	C900AD	⊕ 14"
	892/0	● 1/4" - ■ 1/4"
	861PH	⊕ ⊕ PH1-PH2
	861PZ	⊕ ⊕ PZ1-PZ2
	861PE	○ ⊕ 3-4-5-6 mm
	861LP	● ⊕ 0,6x4-0,8x5,5-1,2x6,5 mm
	861TX	⊕ ⊕ T10-T15-T20-T25-T27-T30
	C866LP	● ⊕ 1,6x8-1,6x10-2,0x12 mm
	C866PH	⊕ ⊕ PH3-PH4
	C866PZ	⊕ ⊕ PZ3-PZ4
	866PE	○ ⊕ 7-8-10-12-14 mm
	866TX	⊕ ⊕ T40-T45-T50-T55-T60-T70
	96	○ 1,3-1,5-2-2,5 mm

903E/C170
009031170

1/4" 3/8" 1/2"

Sortido de 74 chaves de caixa sextavadas, 42 bits, 30 chaves de aperto, 7 chaves sextavadas offset e 17 acessórios, em estojo de plástico

170



215,00 €

453x375x90 mm

1/4"

	C900	○	4-4,5-5-5,5-6-7-8-9-10-11-12-13-14 mm
	C900L	○	4-5-6-7-8-9-10 mm
	900E/55	⊕	
	C900/25		
	C900/20		50 mm
	C900/20L		100 mm
	C900/30		150 mm
	C900/42		115 mm
	C900FTX	⊗	E4-E5-E6-E7-E8
	C900LP	●	0,8x4-1,0x5,5-1,2x6,5-1,2x8 mm
	C900PH	⊕	PH0-PH1-PH2
	C900PZ	⊕	PZ0-PZ1-PZ2
	C900ME	○	3-4-5-6 mm
	C900TX	⊗	T08-T09-T10-T15-T20-T25-T27-T30
	C900RTX	⊗	T08-T09-T10-T15-T20-T25-T27-T30

3/8"

	C910A	○	10-11-12-13-14-15-16-17-18-19 mm
	C910AL	○	10-11-12-13-14-15 mm
	C910FTX	⊗	E10-E11-E12-E14-E16
	C956E	○	18 mm (11/16")
	910E/55	⊕	
	C910/25		
	C910/22		150 mm

1/2"

	C920A	○	10-11-12-13-14-15-16-17-18-19-20-21-22-24-27-30-32 mm
	C920L	○	16-17-18-19-22 mm
	C920FTX	⊗	E18-E20-E24
	C956C	○	16 mm (5/8") - 21 mm (13/16")
	920E/55	⊕	
	C920/25		
	C920/21		125 mm
	C920/22		250 mm
	C910/16F		□ 3/8" - ■ 1/2"

	96	○	0,9-1,5-2-2,5-3-4-5 mm
	C895/4		□ 3/8" - ○ 5/16"
	C895/6		□ 1/2" - ○ 5/16"
	C900AD		⊕ - ⊕
	892/0		⊕ - ⊕
	861RTX	⊗	⊕ T09-T10-T15-T20-T25-T27-T30-T40
	861TX	⊗	⊕ T6-T7-T8
	861RIBE	⊗	⊕ 7-8-9 mm
	861XZN	○	⊕ 5-6-8 mm
	C866LP	●	⊕ 1,6x8-1,6x10-2,0x12 mm
	C866PH	⊕	⊕ PH3-PH4
	C866PZ	⊕	⊕ PZ3-PZ4
	866PE	○	⊕ 7-8-10-12-14 mm
	866TX	⊗	⊕ T40-T45-T50-T55-T60-T70
	866RTX	⊗	⊕ T40-T45-T50-T55-T60-T70

2046E/C116

020460116

1/4" 1/2"

Estojo com sortido de 116 ferramentas de manutenção geral, em plástico

116

189,00 €

453x375x90 mm



1/4"

	C900	○	4-4,5-5-5,5-6-7-8-9-10-11-12-13-14 mm
	C900L	○	6-7-8-9-10-11-12-13 mm
	900E/55	⊕	
	C900/25		
	C900/20		50 mm
	C900/20L		100 mm
	C900/30		150 mm
	C900/42		115 mm

1/2"

	C920A	○	10-11-12-13-14-15-16-17-18-19-20-21-22-24-27-30-32 mm
	C920L	○	14-15-17-19-22 mm
	C956C	○	16 mm (5/8") - 21 mm (13/16")
	920E/55	⊕	
	C920/25		
	C920/21		125 mm
	C920/22		250 mm
	C910/16F	□ 3/8" - ■ 1/2"	
	C895/6F	□ 1/2" - ○ 5/16"	

	C900AD	⊕ 1/4"	
	892/0	● 1/4" - ■ 1/4"	
	861PH	⊕ PH1-PH2	
	861PZ	⊕ PZ1-PZ2	
	861PE	○ 3-4-5-6 mm	
	861LP	● 0,6x4-0,8x5,5-1,2x6,5 mm	
	861TX	⊕ T10-T15-T20-T25-T27-T30	
	C866LP	● 1,6x8-1,6x10-2,0x12 mm	
	C866PH	⊕ PH3-PH4	
	C866PZ	⊕ PZ3-PZ4	
	866PE	○ 7-8-10-12-14 mm	
	866TX	⊕ T40-T45-T50-T55-T60-T70	
	42C	⊕ 7-8-9-10-11-12-13-14-15-16-17-18-19 mm	
	96/SC9	○ 1,5-2-2,5-3-4-5-6-8-10 mm	

2047E/C108

☎ 020470108

1/4" 1/2"

Estojo com sortido
de 108 ferramentas
de manutenção geral,
em plástico

108

229,00 €

☰ 555x370x92 mm



1/4"

	C900	○	4-4,5-5-5,5-6-7-8-9-10-11-12-13-14 mm
	900E/55	⊕	
	C900/25		
	C900/20		50 mm
	C900/20L		100 mm
	C900/30		150 mm
	C900/42		115 mm



860EA/31

- 861LP 0,5x3-0,6x4-5-0,8x5,5-1,0x5,5-1,2x6,5-1,6x8 mm
- 861PH 1-2-3
- 861PZ 1-2-3
- 861PE 2-3-4-5-6-8 mm
- 861TX T8-T9-T10-T15-T20-T25-T27-T30-T40
- 861PQ 1-2-3 mm
- 862M1 ○ 1/4 • ● 1/2

1/2"

	C920A	○	10-11-12-13-14-15-16-17-18-19-20-21-22-24-27-30-32 mm
	C956C	○	16 mm (5/8") - 21 mm (13/16")
	920E/55	⊕	
	C920/25		
	C920/21		125 mm
	C920/22		250 mm
	C910/16F	□	3/8" - ■ 1/2"

	C900AD		1/4"
	42C		7-8-9-10-11-12-13-14 15-16-17-18-19 mm
	96/SC9	○	1,5-2-2,5-3-4-5-6-8-10 mm
	1048		250 mm
	1082CM	⌋	160 mm
	1150CM	≡	180 mm
	1166CM	●	160 mm
	1201	●	3x75-4x100-5,5x125 6,5x150mm
	1202	⊕	PH1-PH2
	1370		300 g

2120L-E/T91-E

021200901

Caixa metálica extensível
com sortido
de 91 ferramentas
de manutenção
geral

253,00 €




550x200x210 mm

12"



C920A	○	10-11-12-13-14-15-16-17-18-19-20-21-22-23-24-27-30-32 mm
920E/55	⊗	
C920/25		



C920/21	○	125 mm
C920/22		250 mm
C910/16F	□ 3/8" - ■ 1/2"	
1048		250 mm
1771	 3x	18 mm



42C	⊗	8-9-10-11-12-13-14-15-16-17-19 mm
96/SC9	○	1,5-2-2,5-3-4-5-6-8-10 mm



1201	●	2,5x50-3x75-4x100-5,5x125-6,5x150 mm
1201N	●	4x30 mm



860EA/31	⊕ ⊖ ⊕ ⊕ ⊕ ⊕ ⊕ ⊕	
C900AD	⊕ 14"	
C900/30		150 mm
1202	⊕	PH0x60-PH1x80-PH2x100 mm
1202N	⊕	PH1x30 mm



1082CM	⌘	160 mm
1150CM	≡	180 mm
1166CM	●	160 mm

2056E/E
020560411

1/4" 1/2"

146

Estojo com sortido
de 146 ferramentas
de manutenção geral

369,00 €



450x330x142 mm

	861LP	0,5x3-0,6x4,5-0,8x5,5-1,0x5,5-1,2x6,5-1,6x8 mm
	861PH	1-2-3
	861PZ	1-2-3
	861PE	2-3-4-5-6-8 mm
	861TX	T8-T9-T10-T15-T20 T25-T27-T30-T40
	861PQ	1-2-3 mm
	882M1	□ 1/4 - ● 1/4



	1256TX	⊙	T3-T4-T5-T6-T7-T8-T9-T10-T15
	1256RTX	⊙	T6-T7-T8-T9-T10
	1256LP	●	0,8-1,2-1,5-1,8-2,2-2,5-3-3,5-4 mm
	1256PE	○	0,7-0,9-1,3-1,5-2 mm
	1256PH	⊕	PH000-PH00-PH0-PH1
	1256PZ	⊕	PZ000-PZ00-PZ0-PZ1
	1256/20		
	1256/30	4 mm	110 mm



1/4"

	895 /1		○ 1/4 - □ 1/4
	C900	○	4-4,5-5-5,5-6-7-8-9-10-11 12-13-14 mm
	C900/20		50 mm
	C900/20L		100 mm
	C900/25		
	C900/30		150 mm
	C900/42		110 mm
	900E/55	⊕	

1/2"

	C920A	○	10-11-12-13-14-15-16-17-18 19-21-22-24 mm
	C910/16F		□ 3/8" - ■ 1/2"
	C920/21		125 mm
	C920/22		250 mm
	C920/25		
	920E/55	⊕	

	42C	⊕	8-9-10-11-12-13-14-15-16-17 18-19 mm
	96BPC/SC9	○	1,5-2-2,5-3-4-5-6-8-10 mm
	111		250 mm
	1048		250 mm
	1082CM	⊕	160 mm
	1098		220 mm
	1150CM	⊕	180 mm
	1166CM	●	160 mm
	1128BMX		
	1201	●	3x75-4x125-5,5x150- 6,5x150 mm
	1202	⊕	PH1x80 - PH2x100 mm
	1253	●	3,5x100 mm
	1370		300 g
	1692/5		5 m
	1725CR		150 mm
	1771	3x	18 mm



Carros de
ferramentas



Jogos de
ferramentas



2400S-O7/E-M

024002291



Carro com 7 gavetas, com sortido de 210 ferramentas

- 7 gavetas (588x367 mm), com guias de rolamentos de esferas:
 - 5 gavetas 70 mm altura
 - 1 gaveta 140 mm altura
 - 1 gaveta 210 mm altura
- Base das gavetas protegida com tapetes em borracha
- Quatro rodízios Ø 125 mm: 2 fixos e 2 giratórios (um com travão)
- Fechadura frontal centralizada
- Capacidade de carga (estático): 800 kg
- Porta-garrafas lateral integrado



Rodízios com núcleos de metal para uma maior robustez

955 mm
445 mm
740 mm



Painel frontal em nylon

1.049,00 €

n°	h	max
5	70 mm	25 kg
1	140 mm	30 kg
1	210 mm	30 kg



2400S-G7/E-M

024002294



2400S-R7/E-M

024002297



1/4"

- C900 ○ 4-4,5-5-5,5-6-7-8-9-10-11-12-13-14 mm
- C900L ○ 4-4,5-5-5,5-6-7-8-9-10-11-12-13-14 mm
- 900E/55 Ⓢ
- C900/25
- C900/20 50 mm
- C900/20L 100 mm
- C900/42 115 mm
- C900/30 150 mm
- C900ME ○ 3-4-5-6-7-8 mm
- C900TX ⊕ T06-T07-T08-T09-T10-T15-T20-T25
- C900AD ⊕ Ⓢ

1/2"

- C920A ○ 8-9-10-11-12-13-14-15-16-17-18-19-20-21-22-23-24-27-30-32 mm
- C920L ○ 10-12-13-14-15-16-17-18-19-21-22 mm
- 920E/55 Ⓢ
- C920/25
- C920/21 125 mm
- C920/22 250 mm
- C910/16F □ 3/8" - ■ 1/2"
- C920PE ○ 5-6-7-8-9-10-12-14 mm
- C920TX ⊕ T27-T30-T40-T45-T50-T55-T60

860EA/C31 ⊕ ⊕ ⊕ ⊕ ⊕ ⊕ ⊕ ⊕



- 42C ⊕ 6-7-8-9-10-11-12-13-14-15-16-17-18-19-20-21-22-23-24 mm
- 55 ⊕ 6x7-8x9-10x11-12x13-14x15-16x17-18x19-20x22 mm
- 90 ⊕ 6x7-8x9-10x11-12x13-14x15-16x17-18x19-20x22 mm
- 111 250 mm



- 1201 ⊕ 2,5x50-3x75-4x1005,5x125-6,5x150-8x200 mm
- 1201N ⊕ 4x30 mm
- 1202 ⊕ PH0x60-PH1x80-PH2x100-PH3x150 mm
- 1202N ⊕ PH1x30 mm
- 1207TX ⊕ T06-T07-T08-T09-T10-T15-T20-T25-T27-T30-T40
- 96BPC/SC9 ○ 1,5-2-2,5-3-4-5-6-8-10 mm



- 1082CM 160 mm
- 1150CM 180 mm
- 1166CM 200 mm
- 1032-180 ○ 19+60 mm
- 1034-170 ○ 19+60 mm
- 1036-175 ● 19+60 mm
- 1038-175 ● 19+60 mm
- 1048 250 mm
- 1370 500 g
- 1390 Ø 35 mm
- 32 Ø 4 mm
- 34 150 mm
- 36 125 mm

2400S-07/E-L

024002292

295

Carro com 7 gavetas, com sortido de 295 ferramentas

- 7 gavetas (588x367 mm), com guias de rolamentos de esferas:
 - 5 gavetas 70 mm altura
 - 1 gaveta 140 mm altura
 - 1 gaveta 210 mm altura
- Base das gavetas protegida com tapetes em borracha
- Quatro rodízios Ø 125 mm: 2 fixos e 2 giratórios (um com travão)
- Fechadura frontal centralizada
- Capacidade de carga (estático): 800 kg
- Porta-garrafas lateral integrado



Rodízios com núcleos de metal para uma maior robustez

955 mm
445 mm
740 mm



Painel frontal em nylon

1.199,00 €

n°	h	max
5	70 mm	25 kg
1	140 mm	30 kg
1	210 mm	30 kg



2400S-G7/E-L
024002295



2400S-R7/E-L
024002298



1/4"

- C900 ○ 4-4,5-5-5,5-6-7-8-9-10-11-12-13-14 mm
- C900L ○ 4-4,5-5-5,5-6-7-8-9-10-11-12-13-14 mm
- 900E/55 ⊕
- C900/25
- C900/20 50 mm
- C900/20L 100 mm
- C900/42 115 mm
- C900/30 150 mm
- C900ME ○ 3-4-5-6-7-8 mm
- C900TX ⊕ T06-T07-T08-T09-T10-T15-T20-T25
- C900AD ⊕

1/2"

- C920A ○ 8-9-10-11-12-13-14-15-16-17-18-19-20-21-22-23-24-27-30-32 mm
- C920L ○ 10-12-13-14-15-16-17-18-19-21-22 mm
- 920E/55 ⊕
- C920/25
- C920/21 125 mm
- C920/22 250 mm
- C910/16F □ 3/8" - ■ 1/2"
- C920PE ○ 5-6-7-8-9-10-12-14 mm
- C920TX ⊕ T27-T30-T40-T45-T50-T55-T60

860EA/C31 ⊕ ⊕ ⊕ ⊕ ⊕ ⊕ ⊕



- 1201 ● 2,5x50-3x75-4x100-5,5x125-6,5x150-8x200 mm
- 1201N ● 4x30 mm
- 1202 ⊕ PH0x60-PH1x80-PH2x100-PH3x150
- 1202N ⊕ PH1x30 mm
- 1207TX ⊕ T06-T07-T08-T09-T10-T15-T20-T25-T27-T30-T40-T45
- 1256/C36-2



- 42C ⊕ 6-7-8-9-10-11-12-13-14-15-16-17-18-19-20-21-22-23-24-27-30-32 mm
- 96BPC/SC9 ○ 1,5-2-2,5-3-4-5-6-8-10 mm



3/8"

- C910A ○ 6-7-8-9-10-11-12-13-14-15-16-17-18-19-20-21-22 mm
- C910L ○ 8-10-11-12-13-14-17-19 mm
- 910E/55 ⊕
- C910/25
- C910/21 75 mm
- C910/22 150 mm
- C920/15F □ 1/2" - ■ 3/8"
- C910PE ○ 4-5-6-7-8-9-10 mm
- C910TX ⊕ T15-T20-T25-T27-T30-T40-T45
- 55 ⊕ 6x7-8x9-10x11-12x13-14x15-16x17-18x19-20x22 mm
- 90 ⊕ 6x7-8x9-10x11-12x13-14x15-16x17-18x19-20x22 mm



- 1082CM 160 mm
- 1150CM 180 mm
- 1166CM 200 mm
- 1032-180 ○ 19+60 mm
- 1034-170 ○ 19+60 mm
- 1036-175 ● 19+60 mm
- 1038-175 ● 19+60 mm
- 1048 250 mm
- 1370 500 g
- 1390 Ø 35 mm
- 32 Ø 4 mm
- 34 150 mm
- 36 125 mm

2400S-O8/E-XL

024002293

Carro com 8 gavetas, com sortido de 384 ferramentas

- 8 gavetas (588x367 mm), com guias de rolamentos de esferas:
 - 7 gavetas 70 mm altura
 - 1 gaveta 210 mm altura
- Base das gavetas protegida com tapetes em borracha
- Quatro rodízios Ø 125 mm: 2 fixos e 2 giratórios (um com travão)
- Fechadura frontal centralizada
- Capacidade de carga (estático): 800 kg
- Porta-garrafas lateral integrado

384



1.649,00 €

955 mm
445 mm
740 mm

n°	h	max
7	70 mm	25 kg
1	210 mm	30 kg



2400S-G8/E-XL
024002296



2400S-R8/E-XL
024002299



Rodízios com núcleos de metal para uma maior robustez



Painel frontal em nylon



30 Ø 2-3-4 mm	36 125 mm	1719BMA/Q	■ 200 mm
31 Ø 2-3-4-5-6-8 mm	1370 500 g	1719BMA/T	▲ 200 mm
32 Ø 4 mm	1390 Ø 35 mm	1719BMA/P	▮ 200 mm
34 150 mm	1692 3 m	1719BMA/M	▶ 200 mm
35 200-250 mm	1712	1719BMA/R	● 200 mm
1771	1737		



1/4"

- C900 ○ 4-4,5-5-5,5-6-7-8-9-10-11-12-13-14 mm
- C900L ○ 4-4,5-5-5,5-6-7-8-9-10-11-12-13-14 mm
- C900FTX ○ E4-E5-E6-E7-E8-E10-900E/55
- C900/25
- C900/21 50 mm
- C900/20L 100 mm
- C900/30 150 mm
- C900/42 115 mm
- C900ME ○ 3-4-5-6-7-8 mm
- C900TX ○ T06-T07-T08-T09-T10-T15-T20-T25
- C900LP ● 0,8x4-1x5,5-1,2x6,5-1,2x8 mm
- C900PH ● PH0-PH1-PH2-PH3
- C900AD ●

3/8"

- C910A ○ 6-7-8-9-10-11-12-13-14-15-16-17-18-19-20-21-22-24 mm
- C910L ○ 8-10-11-12-13-14-17-19 mm
- C910FTX ○ E6-E7-E8-E10-E11-E12-E14
- 910E/55 200 mm
- C910/25
- C910/21 75 mm
- C910/22 150 mm
- C920/15F □ 1/2" - ■ 3/8"
- C910PE ○ 4-5-6-7-8-9-10 mm
- C910TX ○ T15-T20-T25-T27-T30-T40-T45



1256/C36-2



1/2"

- C920A ○ 8-9-10-11-12-13-14-15-16-17-18-19-20-21-22-23-24-27-30-32 mm
- C920L ○ 10-12-13-14-15-16-17-18-19-21-22-24-27-30-32 mm
- C920FTX ○ E10-E12-E14-E16-E18-E20-E22-E24
- 920E/55
- C920/25
- C920/21 125 mm
- C920/22 250 mm
- C910/16F □ 3/8" - ■ 1/2"
- C920PE ○ 5-6-7-8-9-10-12-14 mm
- C920PE/L ○ 5-6-7-8-9-10-12-14 mm
- C920TX ○ T27-T30-T40-T45-T50-T55-T60
- C920TX/L ○ T30-T40-T45-T50-T55-T60-T70



- 55 ● 6x7-8x9-10x11-12x13-14x15-16x17-18x19-20x22-21x23-24x27-30x32 mm
- 90 ● 6x7-8x9-10x11-12x13-14x15-16x17-18x19-20x22-21x23-24x27-30x32 mm
- 97BTX/SC8 T9-T10-T15-T20-T25-T27-T30-T40



- 42C ● 6-7-8-9-10-11-12-13-14-15-16-17-18-19-20-21-22-23-24-27-30-32 mm
- 96BPC/SC9 ○ 1,5-2,2-2,5-3-4-5-6-8-10 mm



- 1201 ● 2,5x50-3x75-4x100-5,5x125-6,5x150-8x200 mm
- 1201N ● 4x30 mm
- 1202 ● PH0x60-PH1x80-PH2x100-PH3x150
- 1202N ● PH1x30 mm
- 1207TX ○ T06-T07-T08-T09-T10-T15-T20-T25-T27-T30-T40-T45
- 1253 ● 3,5x100 mm



- 1082CM 160 mm
- 1150CM 180 mm
- 1166CM 200 mm
- 1168CM 200 mm
- 1048 250 mm
- 1098 220 mm
- 1032-180 ○ 19+60 mm
- 1034-170 ○ 19+60 mm
- 1036-175 ● 19+60 mm
- 1038-175 ● 19+60 mm
- 1052 190-240 mm

Beta Utensili S.p.A.
Via Volta 18
20845 Sovico (MB) - Italy
Tel. +39 039.2077.1
Fax + 39 039.2010742



 **Beta**
— EASY —



bolas
máquinas e ferramentas

Representante Exclusivo para Portugal:

Bolas - Máquinas e Ferramentas de Qualidade, S.A.

SEDE E ARMAZÉM CENTRAL:
Zona Industrial Almeirim Norte
Rua Sebastião Mendes Bolas, nº 7
7006-801 ÉVORA
Ap.53 EC Rossio | 7006-801 ÉVORA | Portugal
Telf. 266 749 300 (6 linhas) | Fax 266 749 309
E-mail: geral@bolas.pt

DELEGAÇÃO LISBOA:
ALVERCA PARK-NÚCLEO EMPRESARIAL
Estrada Nacional 10, km 126,5
2615-660 SOBRALINHO
Ap.78 EC Alverca
2616-907 ALVERCA DO RIBATEJO | Portugal
Telf. 219 588 750 (3 linhas) | Fax 219 588 759
E-mail: del.lisboa@bolas.pt

DELEGAÇÃO NORTE:
CENTRO DE NEGÓCIOS DO FREIXEIRO
Rua Antero de Quental, 280
4455-586 PERAFITA
Ap.5142 EC Freixeiro
4456-901 PERAFITA | Portugal
Telf. 229 997 070/1 | Fax 229 965 169
E-mail: del.norte@bolas.pt

www.bolas.pt

099804282



Imagens meramente indicativas. A Beta Utensili S.p.A. reserva-se o direito de actualizar ou modificar a sua gama de produtos sem aviso prévio.